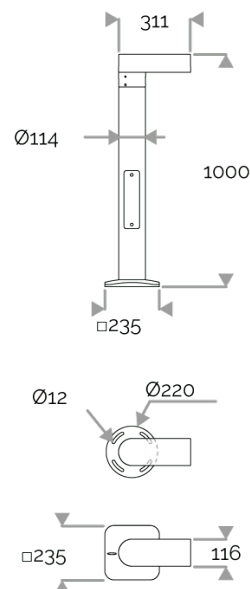
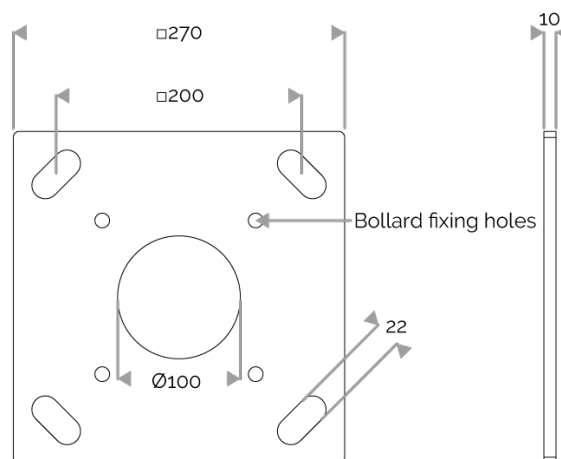


# LINEO BOLLARD - Glare-free, tamperproof & suitable for persons with reduced mobility - 11W - Up to 1899 lm

831-3010 LINEO BOLLARD 8 LED WALK 11W 3000K IP66 CLII



Adapter in option



# LINEO BOLLARD - Glare-free, tamperproof & suitable for persons with reduced mobility - 11W - Up to 1899 lm

## 831-3010 LINEO BOLLARD 8 LED WALK 11W 3000K IP66 CLII

### APPLICATION

Glare-free tamperproof LED bollard. Suitable for disability access areas (spacing of bollards up to 10 m) as well as path illumination, cycle lanes and pedestrian areas. ULR = 0%.

### LIGHTING FEATURES

CRI70. Single circuit. The direction of the LED light output is to be specified when ordering (forward throw or back throw). Cluster optics to be determined by application: 8 LED optics cluster – WALK. Spacing up to 10 times the height of the light source, lighting to the front up to 2 times the height.

### ELECTRICAL FEATURES

230V AC (except for the USA) mains connection. Integrated driver & 700mA power supply. Built-in 10 kV lightning and surge protection. Cable is not visible. Cable length to be specified in meters when ordering. Control to be specified when ordering (integrated DALI driver, CLO (constant light output), AstroDIM, MainsDIM, StepDIM). Maximum ambient temperature: 30°C. For the USA please consult us.

### CABLES USED

For class I (AstroDIM, StepDIM, MainsDIM): HO7RN-F 5G1,5mm<sup>2</sup> cable (blue, brown, green/yellow, grey, black).

For class I (StepDIM): HO7RN-F 4G1,5mm<sup>2</sup> cable (grey, brown, green/yellow, black).

For class II (AstroDIM, StepDIM, MainsDIM): 4x1,5mm<sup>2</sup> cable (blue, brown, grey, black).

### MECHANICAL FEATURES

IP66, IK10+. Integrated heat sink. Die-cast aluminium alloy, anti-corrosion treatment prior to polyester powder coating. 6mm thick extruded aluminium tube. Decorative base plate. Inspection hatch can be positioned on the left or right and can be opened with 2 tamper-proof "snake-eye" screws. Captive stainless steel torx fasteners with a Delta Seal® treatment to reduce galvanic corrosion. RAL colour to be specified when ordering. Wind pressure = 0,15m<sup>2</sup>. Weight: 15 kg.

### STANDARDS

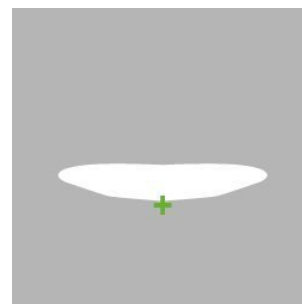
This product qualifies for RES-EC-104 Energy Saving Certificates.

### MAINTENANCE

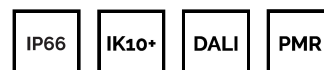
Interchangeable LED modules.

### WARRANTY

5-year warranty: on LED module and driver (see the FLUX conditions).



Walk



**Lifetime: 100 000 hours L80 B10**

### LUMEN DATA

Lumen nominal total warm white 3000K (lm)	1801
lm/W LED warm white 3000K	161
lm/W product warm white 3000K	120
Qty LED	8
Ta max.	30°C
Tj (at 25°C)	85°C

### INRUSH CURRENT

Inrush Current (A)	26
Inrush Current Time (µs)	180

### POWER

Product Led Power (W)	11,2
Product Power (W)	15

