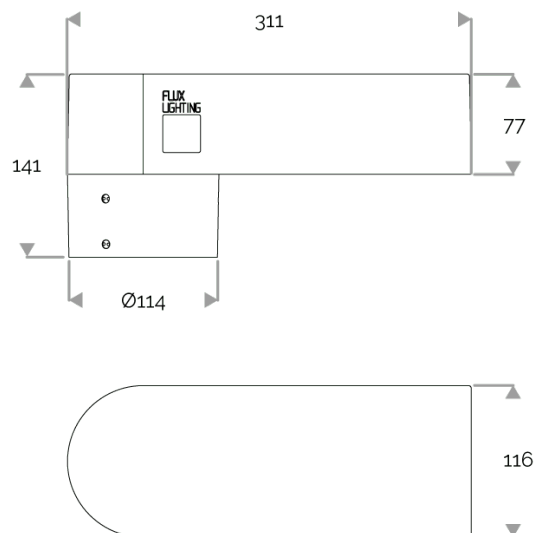


LINEO NANO - Pole-mounted - 16W - Up to 2523 lm
831-2635 LINEO NANO 8 LED 16W 2700K WALK IP66 Top Ø76 CLII



Ø76 H80mm



LINEO NANO - Pole-mounted - 16W - Up to 2523 lm

831-2635 LINEO NANO 8 LED 16W 2700K WALK IP66 Top Ø76 CLII

APPLICATION

For path illumination, cycle lanes and pedestrian areas.

LIGHTING FEATURES

CR170. Single circuit. The direction of the LED light output is to be specified when ordering (forward throw or back throw). Cluster optics to be determined by application: 8 LED optics cluster – WALK. Spacing up to 10 times the height of the light source, lighting to the front up to 2 times the height.

ELECTRICAL FEATURES

230V AC (except for the USA) mains connection. Integrated driver & 700mA power supply. Built-in 10 kV lightning and surge protection. Cable is not visible. Cable length to be specified in meters when ordering. Control to be specified when ordering (integrated DALI driver, CLO (constant light output), AstroDIM, MainsDIM, StepDIM). Maximum ambient temperature: 30°C. For the USA please consult us.

CABLES USED

For class I (AstroDIM, StepDIM, MainsDIM): HO7RN-F 5G1,5mm² cable (blue, brown, green/yellow, grey, black).

For class I (StepDIM): HO7RN-F 4G1,5mm² cable (grey, brown, green/yellow, black).

For class II (AstroDIM, StepDIM, MainsDIM): 4x1,5mm² cable (blue, brown, grey, black).

MECHANICAL FEATURES

IP66, IK10+. Integrated heat sink. Die-cast aluminium alloy, anti-corrosion treatment prior to polyester powder coating. 6mm thick extruded aluminium tube. Decorative base plate. Positioning of the inspection hatch is optional and can be opened using a triangle key. Captive stainless steel torx fasteners with a Delta Seal® treatment to reduce galvanic corrosion. RAL colour to be specified when ordering.

Wind pressure = 0,383m². Luminaire head weight: 3,8 kg.

STANDARDS

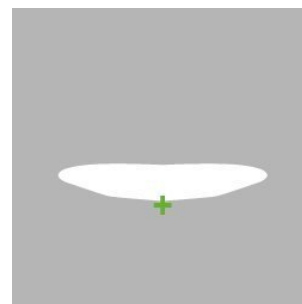
This product qualifies for RES-EC-104 Energy Saving Certificates.

MAINTENANCE

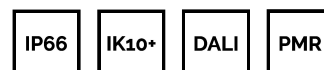
Interchangeable LED modules.

WARRANTY

5-year warranty: on LED module and driver (see the FLUX conditions).



Walk



Lifetime: 100 000 hours L80 B10

LUMEN DATA

| | |
|---|------|
| Lumen nominal total warm white 2700K (lm) | 2221 |
| lm/W LED warm white 2700K | 140 |
| lm/W product warm white 2700K | 110 |
| Qty LED | 8 |
| Ta max. | 30°C |
| Tj (at 25°C) | 85°C |

INRUSH CURRENT

| | |
|--------------------------|-----|
| Inrush Current (A) | 26 |
| Inrush Current Time (µs) | 180 |

POWER

| | |
|-----------------------|------|
| Product Led Power (W) | 15,9 |
| Product Power (W) | 20,1 |

